

# Convotherm 4 easyTouch Combi Steamer

**C4EST6.20CD** ELECTRIC DIRECT STEAM 14 x 1/1GN or 7 x 2/1GN

- Direct steam system
- ACS+ (Advanced Closed System +) operating modes: Steam, Combi-steam, Convection
- ACS+ Extra Functions:
  - Crisp&Tasty - 5 moisture-removal settings
  - BakePro - 5 levels of traditional baking
  - HumidityPro - 5 humidity settings
  - Controllable fan - 5 speed settings
- easyTouch 9" full-touch screen
- ConvoClean+ fully automated cleaning system with eco, express and regular modes, including optional single-measure dispensing
- Ethernet / LAN interface
- HygienicCare
- USB port integrated in the control panel
- Steam generated by injecting water into the cooking chamber
- Right-hinged appliance door
- Disappearing door



## Standard Features

- ACS+ operating modes:
  - Steam (30-130°C) with guaranteed steam saturation
  - Combi-steam (30-250°C) with automatic humidity adjustment
  - Convection (30-250°C) with optimised heat transfer
- HygienicCare: safety through antibacterial surfaces
  - easyTouch control panel
  - Door handle and recoil hand shower
- easyTouch user interface:
  - Full 9" full-touch screen
  - Press&Go - automatic cooking using quick-select buttons
  - TrayTimer - load management for different products at the same time
  - Regenerate+ - versatile regenerating function with preselect
  - ecoCooking - energy-save function
  - Low-temperature cooking / Delta-T cooking
  - Cook&Hold - cooking and holding in one process
  - 399 cooking profiles containing up to 20 steps
  - On-screen Help with topic-based video function
  - Starting time preselect

- Multi-point core temperature sensor
- Door handle with safety latch and sure-shut function
- RS232 and RS485 interface
- Data storage for HACCP figures
- Preheat and Cool down function

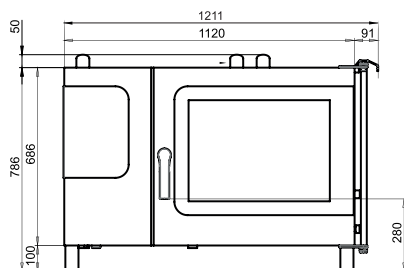
## Options

- Steam and vapour removal (built-in condensation hood)
- Grill model with grease collection
- ConvoSmoker smoker model
- Marine model
- Available in various voltages
- Sous-vide sensor, with external socket
- Core temperature sensor, with external socket

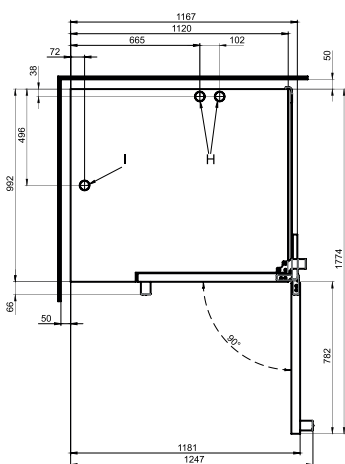
# Convotherm 4 easyTouch Combi Steamer

## C4EST6.20CD ELECTRIC DIRECT STEAM 14 x 1/1GN or 7 x 2/1GN

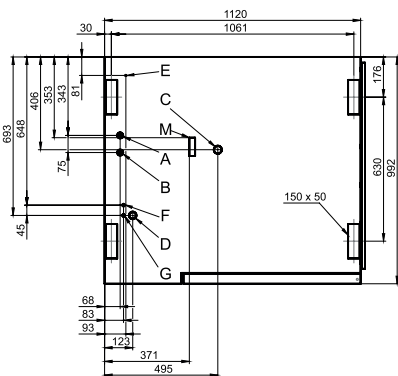
Front view



View from above with wall clearances



Connection positions in appliance floor



- A Water connection (for water injection)
- B Water connection (for cleaning, recoil hand shower)
- C Drain connection DN 50
- D Electrical connection
- E Equipotential bonding
- F Rinse aid connection
- G Cleaning agent connection
- H Air vent Ø 50 mm
- I Ventilation port Ø 50 mm
- M Safety overflow 80 mm x 25 mm

### DIMENSIONS

Width	1211 mm
Depth	992 mm
Height	786 mm
Weight	172 kg

### PACKED DIMENSIONS

Width	1345 mm
Depth	1140 mm
Height	1010 mm
Weight (including cleaning system)	202 kg

### Safety clearances\*

Rear	50 mm
Right	130 mm
Left (larger recommended for servicing)	50 mm
Top (for ventilation)	500 mm

\*Heat sources must lie at a minimum distance of 500 mm from the appliance.

### INSTALLATION REQUIREMENTS

For precise installation instructions please refer to the units installation manual

### LOADING CAPACITY

#### Max. number of food containers

Shelf distance	68 mm
GN 1/1 (with standard rack)	14
GN 2/1 (with standard rack)	7
600 x 400 baking sheet (with appropriate rack)	10

#### Max. loading weight GN 1/1 / 600 x 400

Per combi steamer	60 kg
Per shelf	15 kg

### ELECTRICAL SUPPLY

#### 3N~ 400V 50/60Hz (3P+N+E)

Rated power consumption	19.5 kW
Rated current	28.1 A
Fuse	35 A
RCD (GFCI), frequency converter	Type A
(singlephase)	(recommended), type B/F (optional)

Special voltage options available on request.

Connection to an energy optimisation system as standard.

### WATER CONNECTION

#### Water supply

2 x G 3/4" permanent connection, optionally including connecting pipe (min. DN13 / 1/2")

Flow pressure 150 - 600 kPa (1.5 - 6 bar)

#### Appliance drain

Drain version Permanent connection (recommended) or funnel waste trap DN50 (min. internal Ø: 46 mm) min. 3.5% (2°)

### WATER QUALITY

#### Drinking water

(install water treatment system if necessary)

Treated tap water for water injection

Untreated tap water for cleaning, recoil hand shower

#### Total hardness

Injection (soft water)	4-7 °dh / 70-125 ppm / 7-13 °TH / 5-9 °e
Cleaning, recoil hand shower (hard water)	4-20 °dh / 70-360 ppm / 7-35 °TH / 5-25 °e

### Properties

pH	6.5 - 8.5
Cl <sup>-</sup> (chloride)	max. 60 mg/l
Cl <sub>2</sub> (free chlorine)	max. 0.2 mg/l
SO <sub>4</sub> <sup>2-</sup> (sulphate)	max. 150 mg/l
Fe (iron)	max. 0.1 mg/l
Temperature	max. 40°C
Electrical conductivity	min. 20 µS/cm

### EMISSIONS

#### Heat output

Latent heat	3500 kJ/h / 0.97 kW
Sensible heat	4500 kJ/h / 1.25 kW

#### Waste water temperature

max. 80 °C

#### Noise during operation

max. 70 dBA

### STACKING KIT

#### Permitted combinations

(Electric on electric appliance)

6.20 on 6.20  
6.20 on 10.20



Australia  
moffat.com.au

New Zealand  
moffat.co.nz

Australia  
Moffat Pty Limited

Victoria/Tasmania  
740 Springvale Road  
Mulgrave, Victoria 3170  
Ph 03-9518 3888  
Fax 03-9518 3833  
vsales@moffat.com.au  
www.moffat.com.au

New South Wales  
Ph 02-8833 4111  
nswsales@moffat.com.au

South Australia  
Ph 03-9518 3888  
vsales@moffat.com.au

Queensland  
Ph 07-3630 8600  
qldsales@moffat.com.au

Western Australia  
Ph 08-9202 6820  
bgarcia@moffat.com.au

New Zealand  
Moffat Limited

Christchurch  
45 Illinois Drive  
Izone Business Hub  
Rolleston 7675  
New Zealand  
Telephone +64 3-983 6600  
Facsimile +64 3-983 6660  
sales@moffat.co.nz

Auckland  
Ph +64 9-574 3150  
sales@moffat.co.nz

In line with policy to continually develop and improve its products, Moffat Limited reserves the right to change specifications and design without notice.

© Copyright Moffat Ltd  
AN.CON.S.1702

