

M2C

Professional Passthrough Dishwasher with Heat Condensing Unit – 500mm Rack W 705mm x D 720mm x H 2035mm

The Washtech M2C represents the latest step in 35 years of local design evolution and is a direct upgrade of our most popular passthrough dishwasher. As part of the Washtech Professional Range it combines the best of modern technology with an uncompromising use of high quality components and heavy duty stainless steel construction. The result are machines that you can rely on for great wash results for many years to come.

The M2C will fit into bench gaps between 595mm and 640mm, and incorporates electronic controls providing soft wash start, the eco power saver system, easy to read temperatures for HACCP reporting, chemical pump adjustments and priming, cycle customisation, immediate fault diagnosis and many other options.

Equipped with the SEED Certified Wastech C3 Condenser, the M2C generates the same great wash results as the M2 while running on a cold water supply. Use of steam to pre-heat the cold inlet water enables the M2C to reduce energy consumption, emissions and ventilation requirements, while also providing a cooler and drier operating environment.

Standard Features

- Autostart on door closure 1, 2 and 3 minute cycles
- Up to 1080 plates per hour
- Easy installation supplied complete with:
 - Water supply hose
 - Dual detergent and rinse aid pumps with injector lines
 - Drain pump outlet hose
 - Unique 595mm to 640mm bench gap compatibility
 - No commissioning required
- Reliable results through robust stainless steel wash and rinse arms with precision stainless jets
- Durable stainless steel construction
- Moffat's Comprehensive 5-2-1 Warranty
- SEED certified condenser makes the dishwasher suitable for installation without an extraction canopy in many situations
- Full heat recovery condenser unit which preheats cold water supply and significantly reduces steam emission and energy consumed by dishwasher
- Self cleaning jets located above the condenser ensures longevity of the unit
- Low cold water consumption of 2.4 litres per cycle
- Assured final rinse ensures the correct temperature and pressures every time through it's rinse pump and 316 stainless break tank
- Reliable filtration via wash inlet filter
- Soft start ensures great results through progressively pressurising the cycle to provide a consistent and even clean every time
- EcoPower reduces temperatures and energy consumption when machine is not being used

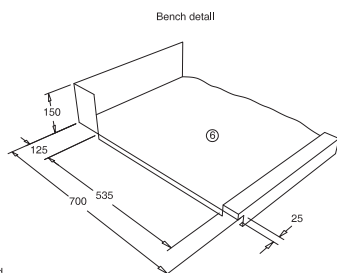
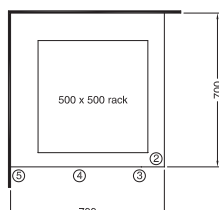
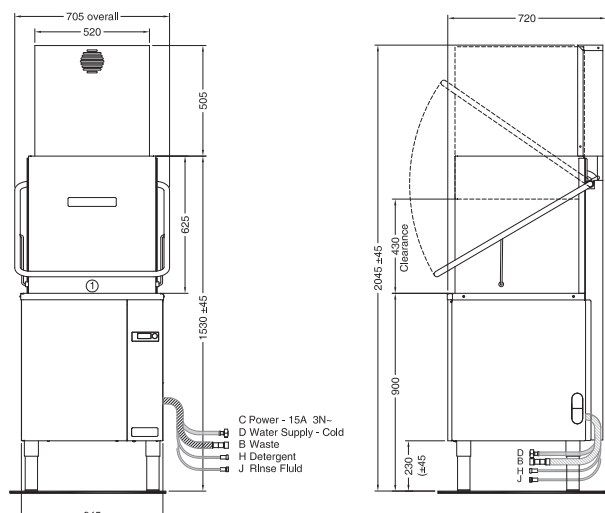
Includes:

- 2 x 600 70028 – 500mm dish rack
- 1 x 600 70029 – 500mm cup rack
- 2 x C660503 – cutlery container



M2C

Professional Passthrough Dishwasher with Heat
Condensing Unit – 500mm Rack
W 705mm x D 720mm x H 2035mm



- In-line Installation**
 ① Bench gap is 595 or 640 with bench brackets removed
Corner Installation
 ② wall to front inside corner of wash tank 700
 ③ machine must face left for access to controls
 ④ allow 300 clearance beneath bench to front for service access
 ⑤ splashback return no higher than 150
 ⑥ left side is mirror image

A Cold Water

Temperature	20°C
Connection	20mm 3/4" male hose supplied
Pressure	200–350kPa
Flow	15 litres per min
Quality	Potable & soft
Backflow Prevention	Dual Check Valve (DCV)
Consumption	2.4 litres per cycle

B Waste

Connection	Hose supplied for 38mm open standpipe 750 high or connection to sink trap
------------	---

C Electrical

Three phase	415V 50Hz 15A/phase
-------------	---------------------

Maximum Power Consumption

Three Phase	10.0kW
-------------	--------

Heating

Wash	5.0kW
Rinse	9.0kW

Dimensions

Width	705mm
Depth	720mm
Height	2035mm
Weight	118kg

Packed Dimensions

Width	755mm
Depth	825mm
Height	1970mm
Weight	142kg
Cubicmetres	1.23m ³

Water Quality Requirements

Hardness	ppm	pH
Min	20	7
Max	100	8

Ions	Cl ⁻	SO ₄	Fe	Mn	Cu	Cl ₂
Max mg/l	100	400	0.1	0.5	0.05	0.1

Refer operator manual for installation instructions



MOFFAT®

moffat.com.au

Australia
Moffat Pty Limited

Victoria/Tasmania
740 Springvale Road
Mulgrave, Victoria 3170
Telephone 03-9518 3888
Facsimile 03-9518 3833
vsales@moffat.com.au
www.moffat.com.au

New South Wales
Telephone 02-8833 4111
nswsales@moffat.com.au

South Australia
Telephone 03-9518 3888
vsales@moffat.com.au

Queensland
Telephone 07-3630 8600
qlsales@moffat.com.au

Western Australia
Telephone 08-9413 2400
wasales@moffat.com.au

ISO9001

All Washtech products are designed and manufactured by Washtech using the internationally recognised ISO9001 quality management system, covering design, manufacture and final inspection, ensuring consistent high quality at all times.

In line with policy to continually develop and improve its products, Washtech reserves the right to change specifications and design without notice.



© Copyright Moffat Ltd
Moffat / 08.17

an Ali Group Company



The Spirit of Excellence