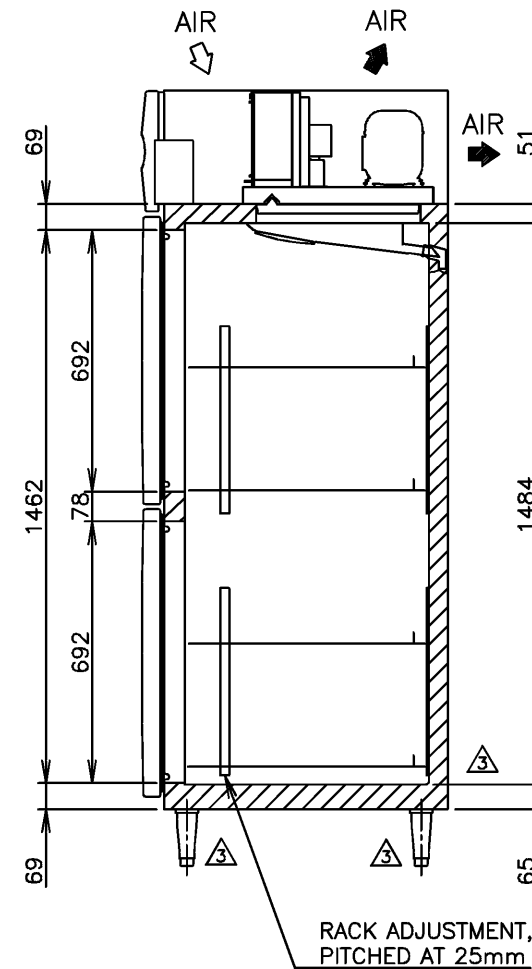
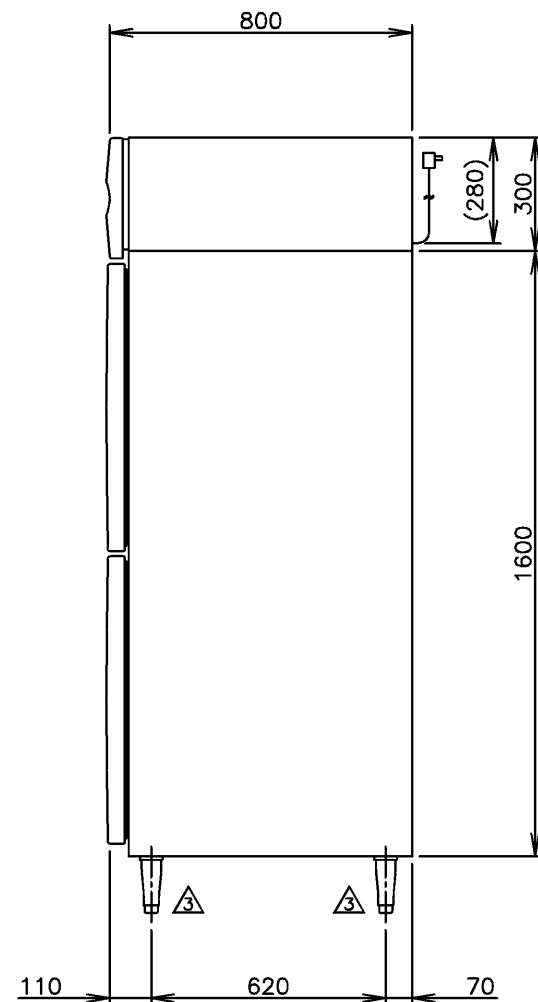
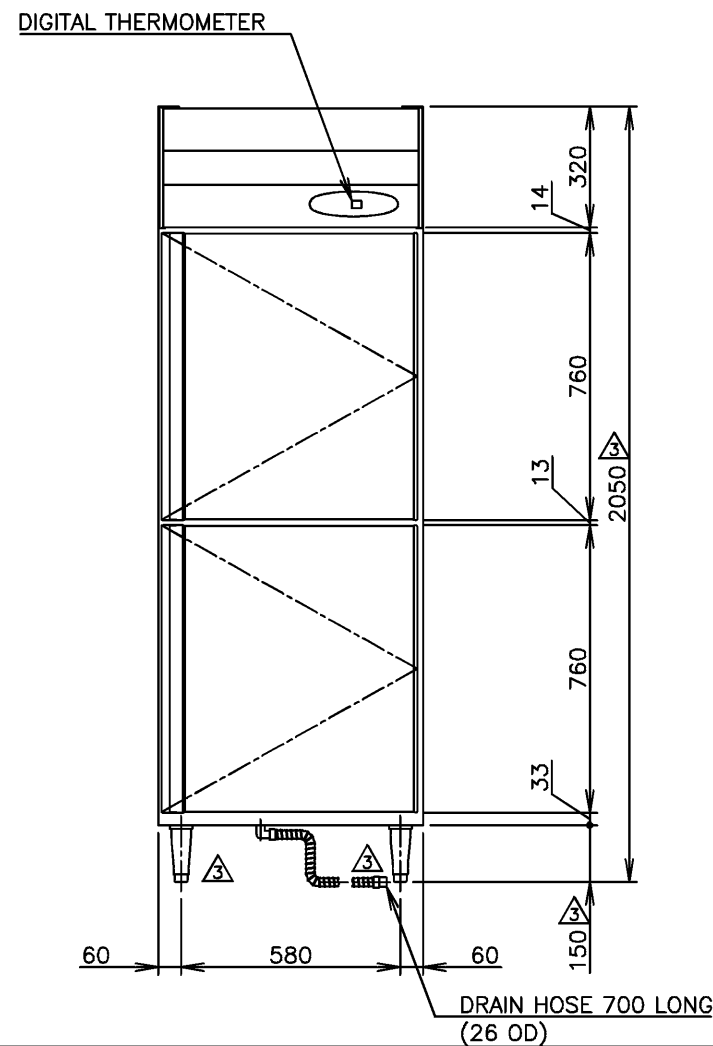


ITEM	Hoshizaki Reach-in Refrigerator
MODEL	HRE-77MA-SHD
POWER SUPPLY	1 Phase 220 - 240V 50Hz Capacity: 0.46kVA (2.10A)
AMPERAGE	Rated: 1.61A Starting: 6.8A
ELECTRIC CONSUMPTION	237 (Power Factor: 64%) Heater: 26W Defrost: 26W
HEAT REJECTION	410W
POWER CORD	2.3m (UK Plug with Earth Wire)
EFFECTIVE CAPACITY	600L
OUTSIDE DIMENSIONS	700mm(W)×800mm(D)×2050(-2080)mm(H)
INSIDE DIMENSIONS	596mm(W)×646mm(D)×1484mm(H)
EXTERIOR	Precoated Steel, Galvanized Steel(Rear, Bottom) Stainless Steel(Front panel, Door)
INTERIOR	Precoated Steel, ABS Plastic(Door)
INSULATION	Polyurethane Foam
INSULATION FOAM BLOWING AGENT	Cyclopentane
REFRIGERATION SYSTEM	Forced Air Circulation
DEFROST SYSTEM	Off Cycle
COMPRESSOR	Hermetic 158W
CONDENSER	Fin and Tube type, Air-cooled
EVAPORATOR	Fin and Tube type
REFRIGERANT	R134a
TEMPERATURE CONTROL	Microprocessor (Digital Temp. Indication) Adjustable from -2 to 12°C
DEFROST CONTROL	Microprocessor
ELECTRIC CIRCUIT PROTECTION	Earth Wire
REFRIGERANT CIRCUIT PROTECTION	Motor Protector (Auto-reset)
LEG	Plastic Adjustable from 150 to 180mm
SHELF	4 pcs.
WEIGHT	111kg (Gross 126kg)
PACKAGE	Carton (Wooden Pallet) 760mm(W)×900mm(D)×2075mm(H)
ACCESSORIES	Drain Hose×1
OPERATING CONDITIONS	Ambient Temperature: 5 - 43°C Voltage Range: Rated Voltage ±6%

- *We reserve the right to make changes in specifications and design without prior notice.
1. Install the product properly in accordance with the instructions on location, water supply/drain connections and electrical connections stated in the instruction and installation manuals provided.
Allow 10mm extra space at the installation site to meet any installation requirements (additional spacing is also required for proper air flow and pipe connections).
 2. The heat rejection is based on the reached pulldown temperature at ambient temperature of 35°C.
 3. Product Code: R262-C001



HOSHIZAKI REACH-IN REFRIGERATOR HRE-77MA-SHD

APPROVED ISHIGURO	CHECKED BANNO	DESIGNED KATO	DRAWN MINEZAWA	SCALE 1/20	TRIGONOMETRY
ISHIGURO	KATO	2013.01.08	DATE 2011.05.10	DRAWING NO. D08781	SYMBOL 3
APPROVED	DESIGNED	DATE			