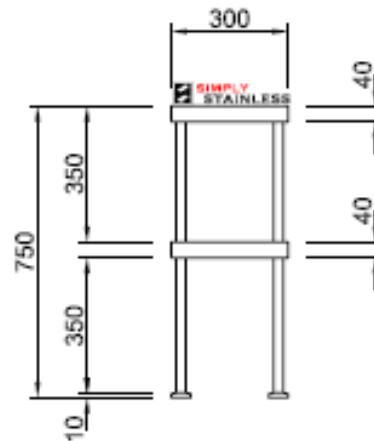
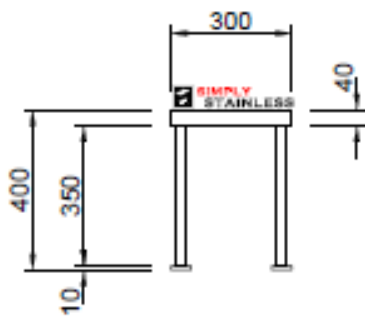
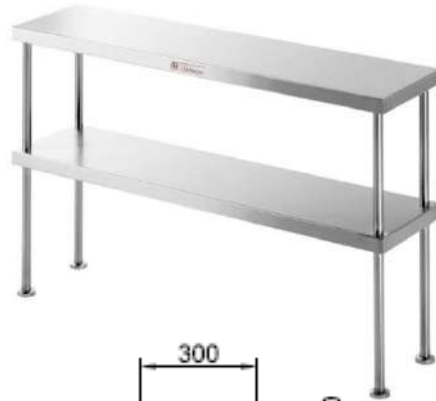




# SIMPLY STAINLESS

www.simplystainless.com

Modular sinks tables and shelves



SPECIFICATION	
Tops	1.2mm gauge, high quality stainless steel, no. 4 finish, safety edge all around
Core	3mm zincalume, marine grade paint
Frames	Stainless steel machined sockets, 25mm stainless tube, cap over feet

12	SINGLE OVERSHELF	
	Product Code	Dimensions
	12.1200	1200mm x 300mm x 400mm
	12.1500	1500mm x 300mm x 400mm
	12.1800	1800mm x 300mm x 400mm
	12.2100	2100mm x 300mm x 400mm
	13.1200	1200mm x 300mm x 750mm (adjustable mid shelf)
	13.1500	1500mm x 300mm x 750mm(adjustable mid shelf)
	13.1800	2100mm x 300mm x 750mm (adjustable mid shelf)
	13.2100	2100mm x 300mm x 750mm (adjustable mid shelf)