



RRT162C/D/E

Regenerating trolley (+3°C → +65°C)

CONSTRUCTION FEATURES

- Tightness chamber with radiused corners
- All-around rubber bumpers
- Total thermic insulation with rock or glass wool
- Long lasting front seals made up of food grade of high heat resistance
- Double door to reduce mostly the drop in temperature at opening
- Removable side racks to facilitate cleaning
- Internal drain for easy cleaning
- Ventilated heating provided by high efficiency protected heating elements
- Snap-shut door
- Mounted on four 150mm diameter castors, two of which with brake
- Ergonomic handles for pushing and guiding
- Easy access to facilitate maintenance and repair

FUNCTIONAL FEATURES

- Control panel of temperature, time and humidity. Electromechanical (C), electronic with digital display (D) or electronic with LCD touch-screen (E)
- Simplified, user-friendly controls
- Operating temperature 30°C ÷ 160°C
- Intelligent temperature decrease in the cavity at the end of the regenerating cycle allows a perfect warm holding (only for D and E versions)
- Manual humidity vent
- Periodic reversal of direction of rotation of the fans for better air distribution
- Concealed water storage tank
- End-of-cycle buzzer
- Chamber with safety thermostat
- Delayed start timer (only for D and E versions)

STANDARD SUPPLY

- Removable GN 2/1

OPTIONS & ACCESSORIES

- Core probe (for D and E versions) with the possibility to register 30 different temperatures and save them in the HACCP report (available only with USB port device)
- Automatic humidity vent (Climachef - only for D and E versions)
- Multipoint core probe (only for D and E versions)
- Speedgrade fan speed reduction system (only for D and E versions)
- Stainless steel plate baskets
- USB port saving device HACCP (only for D and E versions)


MODULINESRL

Via dell'Industria 11, Z.I. San Giacomo di Veglia 31029 Vittorio Veneto (TV) - ITALY
 tel. +39 0438 5063 - fax +39 0438 912 323 - info@moduline.it - www.moduline.it



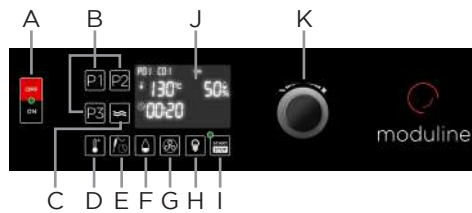
moduline

Overall dimensions (W x D x H) - mm	950 x 965 x 1920h	Rated voltage [Vac]	3N - 400
Trays capacity	16 x GN 2/1	Total input [Kw]	9,6
Plates capacity Plates Ø 230-260	88	Amps. [A]	13,9
Power kW	9,6	Connecting wire min. section (type H07 RN-F) [mm ²]	5 x 1,5
Power supply	3N AC 400V 50 Hz		



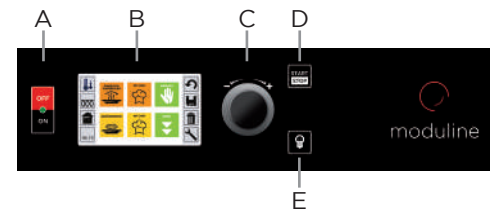
C Version

- A ON/OFF switch
- B Cavity temperature knob
- C Time setting knob
- D Cavity humidity control knob



D Version

- A ON/OFF switch
- B Pre-set program keys
- C Holding function key
- D Cavity temperature control key
- E Time / core probe control key
- F Cavity humidity control key
- G Fan speed control key (optional)
- H Cavity light key
- I Start/stop key
- J Display
- K Encoder knob



E Version

- A ON/OFF switch
- B Display Touch Screen
- C Setting knob and select "ENTER"
- D "START/STOP" button
- E Chamber light button

MODULINESRL

Via dell'Industria 11, Z.I. San Giacomo di Veglia 31029 Vittorio Veneto (TV) - ITALY
tel. +39 0438 5063 - fax +39 0438 912 323 - info@moduline.it - www.moduline.it